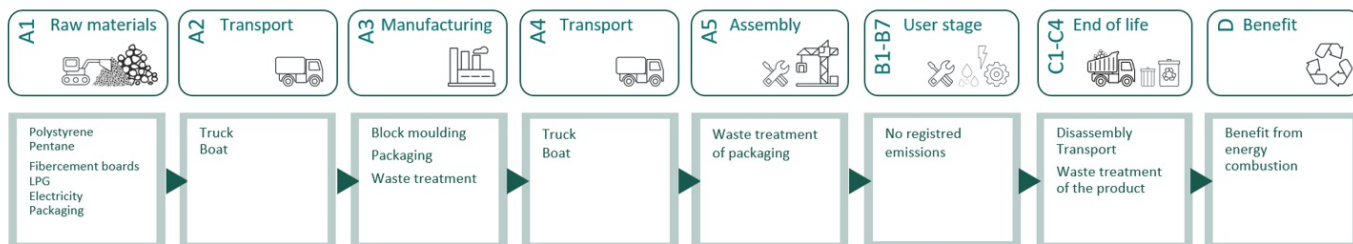


System boundaries (X=included, MND=module not declared, MNR=module not relevant)

Product stage			Construction installation stage		Use stage								End of life stage				Beyond the system boundaries
Raw materials	Transport	Manufacturing	Transport	Assembly	Use	Maintenance	Repair	Replacement	Refurbishment	Operational energy use	Operational water use	De-construction demolition	Transport	Waste processing	Disposal	Reuse-Recovery-Recycling-potential	
A1	A2	A3	A4	A5	B1	B2	B3	B4	B5	B6	B7	C1	C2	C3	C4	D	
X	X	X	X	X	MND	MND	MND	MND	MND	MND	MND	X	X	X	X	X	

System boundary:



Type Kantelement	Artikelnummer	200 mm	300 mm	400 mm	500 mm	600 mm	700 mm	800 mm	900 mm	1000 mm	1100 mm	1200 mm
FC Isolerelement 60mm	(S)FCIXXX60R/H	0,45	0,68	0,91	1,14	1,36	1,59	1,82	2,05	2,27	2,50	2,73
FC Isolerelement 75mm	(S)FCIXXX75R/H	0,47	0,71	0,94	1,18	1,42	1,65	1,89	2,13	2,36	2,60	2,83
FC Isolerelement 100mm	(S)FCIXXX400R/H	0,50	0,75	1,00	1,25	1,50	1,75	2,00	2,25	2,50	2,75	3,00
FC Isolerelement 60mm med 10mm fc-skiva	SFC10IXXX60R/H	0,71	1,06	1,41	1,77	2,12	2,47	2,83	3,18	3,53	3,89	4,24
FC Isolerelement 75mm med 10mm fc-skiva	SFC10IXXX75R/H	0,72	1,09	1,45	1,81	2,17	2,54	2,90	3,26	3,62	3,98	4,35
FC Isolerelement 100mm med 10mm fc-skiva	SFC10IXXX100R/H	0,75	1,13	1,50	1,88	2,26	2,63	3,01	3,38	3,76	4,14	4,51

Additional technical information:

LCA: Results

The LCA results are presented below for the declared unit defined on page 2 of the EPD document.

Environmental impact												
Indicator	Unit	A1	A2	A3	A4	A5	C1	C2	C3	C4	D	
GWP-total	kg CO ₂ -eq	6,25E+00	3,89E-01	1,12E+00	2,44E-01	6,86E-03	2,38E-02	1,04E-02	4,28E-03	4,89E-02	-1,46E-02	
GWP-fossil	kg CO ₂ -eq	6,49E+00	3,88E-01	1,06E+00	2,43E-01	6,82E-03	2,38E-02	1,04E-02	4,23E-03	4,88E-02	-1,41E-02	
GWP-biogenic	kg CO ₂ -eq	-2,40E-01	1,43E-04	2,20E-02	1,01E-04	3,04E-05	4,46E-06	4,45E-06	3,65E-05	5,70E-05	-2,91E-05	
GWP-luluc	kg CO ₂ -eq	4,24E-03	1,52E-04	3,74E-02	8,66E-05	1,64E-06	1,88E-06	3,16E-06	5,85E-06	1,20E-05	-4,87E-04	
ODP	kg CFC11-eq	2,60E-07	8,65E-08	2,84E-07	5,51E-08	1,03E-09	5,14E-09	2,50E-09	8,33E-10	1,85E-08	-1,03E-03	
AP	mol H ⁺ -eq	2,68E-02	4,85E-03	3,81E-03	7,00E-04	5,08E-05	2,49E-04	3,34E-05	3,42E-05	4,34E-04	-1,16E-04	
EP-FreshWater	kg P -eq	1,78E-04	2,54E-06	3,93E-05	1,94E-06	7,59E-08	8,67E-08	8,26E-08	2,67E-07	5,53E-07	-1,25E-06	
EP-Marine	kg N -eq	4,99E-03	1,26E-03	6,75E-04	1,38E-04	2,22E-05	1,10E-04	7,32E-06	1,00E-05	1,61E-04	-3,80E-05	
EP-Terrestrial	mol N -eq	5,67E-02	1,39E-02	8,62E-03	1,55E-03	2,33E-04	1,19E-03	8,17E-05	1,15E-04	1,78E-03	-4,11E-04	
POCP	kg NMVOC-eq	1,99E-02	3,85E-03	7,09E-02	5,93E-04	6,00E-05	3,32E-04	3,21E-05	3,09E-05	5,10E-04	-1,13E-04	
ADP-minerals&metals ¹	kg Sb -eq	2,94E-04	5,54E-06	2,32E-05	6,72E-06	1,04E-07	3,65E-08	1,85E-07	5,36E-08	4,40E-07	-1,40E-07	
ADP-fossil ¹	MJ	8,27E+01	5,74E+00	6,76E+01	3,68E+00	7,57E-02	3,28E-01	1,69E-01	1,31E-01	1,34E+00	-2,02E-01	
WDP ¹	m ³	8,32E+01	3,59E+00	6,85E+03	3,56E+00	1,21E-01	6,96E-02	1,29E-01	1,45E+01	8,29E+00	-2,51E+00	

GWP total Global Warming Potential total; GWP fossil Global Warming Potential fossil fuels ; GWP biogenic Global Warming Potential biogenic; GWP luluc Global Warming Potential land use change; ODP Ozone Depletion; AP Acidification; EP freshwater Eutrophication aquatic freshwater; EP marine Eutrophication aquatic marine; EP terrestrial Eutrophication terrestrial ;POCP Photochemical zone formation; ADPE Abiotic Depletion Potential minerals and metals; ADPf Abiotic Depletion Potential fossil fuels;

"Reading example: 9,0 E-03 = 9,0*10⁻³ = 0,009"

*INA Indicator Not Assessed

1. The results of this environmental impact indicator shall be used with care as the uncertainties on these results are high or as there is limited experienced with the indicator

Remarks to environmental impacts

Additional environmental impact indicators												
Indicator	Unit	A1	A2	A3	A4	A5	C1	C2	C3	C4	D	
PM	Disease incidence	2,32E-07	2,72E-08	2,76E-08	1,49E-08	6,25E-10	3,01E-08	9,54E-10	5,47E-10	9,27E-09	-7,05E-09	
IRP ²	kgBq U235 -eq	1,35E-01	2,50E-02	2,32E+00	1,61E-02	2,76E-04	1,43E-03	7,37E-04	2,20E-03	6,13E-03	-1,29E-03	
ETP-fw ¹	CTUe	1,24E+02	3,97E+00	3,60E+01	2,73E+00	8,57E-02	1,79E-01	1,23E-01	9,30E-02	7,33E-01	-1,10E+00	
HTP-c ¹	CTUh	2,85E-09	0,00E+00	1,05E-09	0,00E+00	9,00E-12	6,00E-12	0,00E+00	6,00E-12	3,00E-11	-2,00E-11	
HTP-nc ¹	CTUh	7,84E-08	4,08E-09	2,54E-08	2,98E-09	4,47E-10	1,67E-10	1,19E-10	8,30E-11	5,30E-10	-1,05E-09	
SQP ¹	dimensionless	5,41E+01	5,05E+00	3,00E+01	2,57E+00	4,53E-02	3,98E-02	1,93E-01	7,42E-02	5,17E+00	-1,35E+00	

PM Particulate Matter emissions; IRP Ionizing radiation – human health; ETP-fw Eco toxicity – freshwater; HTP-c Human toxicity – cancer effects; HTP-nc Human toxicity – non cancer effects; SQP Soil Quality (dimensionless)

"Reading example: 9,0 E-03 = 9,0*10⁻³ = 0,009"

*INA Indicator Not Assessed




1. The results of this environmental impact indicator shall be used with care as the uncertainties on these results are high or as there is limited experienced with the indicator
2. This impact category deals mainly with the eventual impact of low dose ionizing radiation on human health of the nuclear fuel cycle. It does not consider effects due to possible nuclear accidents, occupational exposure nor due to radioactive waste disposal in underground facilities. Potential ionizing radiation from the soil, from radon and from some construction materials is also not measured by this indicator.

Resource use												
Indicator	Unit	A1	A2	A3	A4	A5	C1	C2	C3	C4	D	
PERE	MJ	6,02E+00	6,33E-02	3,25E+01	5,27E-02	1,57E-03	1,79E-03	2,12E-03	6,75E-02	4,81E-02	-1,25E+00	
PERM	MJ	3,21E+00	0,00E+00	0,00E+00	0,00E+00	0,00E+00	0,00E+00	0,00E+00	0,00E+00	0,00E+00	0,00E+00	
PERT	MJ	9,24E+00	6,33E-02	3,25E+01	5,27E-02	1,57E-03	1,79E-03	2,12E-03	6,75E-02	4,81E-02	-1,25E+00	
PENRE	MJ	6,64E+01	5,74E+00	6,78E+01	3,68E+00	7,57E-02	3,28E-01	1,69E-01	1,31E-01	1,34E+00	-2,02E-01	
PENRM	MJ	1,75E+01	0,00E+00	0,00E+00	0,00E+00	0,00E+00	0,00E+00	0,00E+00	0,00E+00	0,00E+00	0,00E+00	
PENRT	MJ	8,31E+01	5,74E+00	6,78E+01	3,68E+00	7,57E-02	3,28E-01	1,69E-01	1,31E-01	1,34E+00	-2,02E-01	
SM	kg	3,19E-02	0,00E+00	9,51E-04	0,00E+00	3,82E-05	1,61E-04	0,00E+00	1,13E-04	0,00E+00	0,00E+00	
RSF	MJ	7,56E-02	2,13E-03	1,26E-01	1,88E-03	4,55E-05	4,36E-05	7,42E-05	1,37E-03	9,98E-04	-2,18E-04	
NRSF	MJ	4,36E-02	3,35E-03	3,98E-01	6,74E-03	5,04E-04	-6,55E-04	2,49E-04	-8,48E-05	2,15E-03	-7,40E-02	
FW	m ³	6,32E-02	5,57E-04	8,11E-02	3,94E-04	5,46E-05	1,69E-05	1,92E-05	2,25E-04	1,65E-03	-1,50E-03	

PERE Use of renewable primary energy excluding renewable primary energy resources used as raw materials; PERM Use of renewable primary energy resources used as raw materials; PERT Total use of renewable primary energy resources; PENRE Use of non renewable primary energy excluding non-renewable primary energy resources used as raw materials; PENRM Use of non renewable primary energy resources used as raw materials; PENRT Total use of non renewable primary energy resources; SM Use of secondary materials; RSF Use of renewable secondary fuels; NRSF Use of non renewable secondary fuels; FW Use of net fresh water

"Reading example: 9,0 E-03 = 9,0*10⁻³ = 0,009"






*INA Indicator Not Assessed

End of life - Waste												
Indicator	Unit	A1	A2	A3	A4	A5	C1	C2	C3	C4	D	
	HWD	kg	1,88E-02	2,93E-04	2,24E-02	1,90E-04	2,39E-03	9,65E-06	9,23E-06	1,31E-05	0,00E+00	-9,49E-06
	NHWD	kg	4,73E-01	3,72E-01	2,44E-01	1,79E-01	7,56E-03	3,88E-04	1,47E-02	4,14E-04	5,95E+00	-4,77E-03
	RWD	kg	1,31E-04	3,94E-05	1,02E-03	2,51E-05	4,16E-07	2,28E-06	1,15E-06	1,39E-06	0,00E+00	-1,06E-06

HWD = Hazardous waste disposed; NHWD = Non-hazardous waste disposed; RWD = Radioactive waste disposed;

*Reading example: 9,0 E-03 = $9,0 \cdot 10^{-3} = 0,009$

*INA Indicator Not Assessed

End of life - Output flow												
Indicator	Unit	A1	A2	A3	A4	A5	C1	C2	C3	C4	D	
	CRU	kg	0,00E+00	0,00E+00	0,00E+00	0,00E+00	0,00E+00	0,00E+00	0,00E+00	0,00E+00	0,00E+00	0,00E+00
	MFR	kg	2,35E-02	0,00E+00	6,18E-02	0,00E+00	3,93E-03	1,58E-04	0,00E+00	5,95E+00	0,00E+00	0,00E+00
	MER	kg	1,17E-03	0,00E+00	6,69E-07	0,00E+00	5,01E-07	4,90E-07	0,00E+00	1,37E-05	0,00E+00	0,00E+00
	EEE	MJ	1,85E-02	0,00E+00	7,07E-02	0,00E+00	1,61E-01	1,68E-06	0,00E+00	2,35E-05	0,00E+00	0,00E+00
	EET	MJ	2,79E-01	0,00E+00	1,07E+00	0,00E+00	2,44E+00	2,54E-05	0,00E+00	3,55E-04	0,00E+00	0,00E+00

CRU = Components for re-use; MFR = Materials for recycling; MER = Materials for energy recovery; EEE = Exported electrical energy; EET = Exported energy Thermal

*Reading example: 9,0 E-03 = $9,0 \cdot 10^{-3} = 0,009$

*INA Indicator Not Assessed

Biogenic Carbon Content		
Indicator	Unit	At the factory gate
Biogenic carbon content in product	kg C	0,00E+00
Biogenic carbon content in accompanying packaging	kg C	9,57E-02

Note: 1 kg biogenic carbon is equivalent to 44/12 kg CO₂

Additional Norwegian requirements

Greenhouse gas emissions from the use of electricity in the manufacturing phase

National production mix from import, low voltage (production of transmission lines, in addition to direct emissions and losses in grid) of applied electricity for the manufacturing process (A3).

Electricity mix	Data source	Amount	Unit
Electricity, Sweden (kWh)	ecoinvent 3.6	54,94	g CO2-eq/kWh

Dangerous substances

The product contains no substances given by the REACH Candidate list or the Norwegian priority list.

Indoor environment

Additional Environmental Information

Environmental impact indicators EN 15804+A1 and NPCR Part A v2.0											
Indicator	Unit	A1	A2	A3	A4	A5	C1	C2	C3	C4	D
GWP	kg CO ₂ -eq	6,29E+00	3,85E-01	1,10E+00	2,41E-01	6,64E-03	2,35E-02	1,03E-02	4,17E-03	4,78E-02	-1,44E-02
ODP	kg CFC11 -eq	2,42E-07	7,02E-08	5,03E-07	4,47E-08	8,44E-10	4,08E-09	2,03E-09	1,03E-09	1,49E-08	-1,48E-09
POCP	kg C ₂ H ₄ -eq	1,27E-03	1,12E-04	6,90E-02	2,94E-05	1,40E-06	3,62E-06	1,27E-06	9,26E-07	1,12E-05	-1,70E-05
AP	kg SO ₂ -eq	2,09E-02	3,53E-03	2,89E-03	4,81E-04	3,19E-05	3,48E-05	2,16E-05	1,57E-05	1,33E-04	-8,59E-05
EP	kg PO ₄ ³⁻ -eq	2,41E-03	3,85E-04	4,54E-04	5,12E-05	9,57E-06	3,87E-06	2,35E-06	2,07E-06	1,57E-05	-2,46E-05
ADPM	kg Sb -eq	2,94E-04	5,54E-06	2,32E-05	6,72E-06	1,04E-07	3,65E-08	1,85E-07	5,36E-08	4,40E-07	-1,41E-07
ADPE	MJ	7,71E+01	5,65E+00	4,74E+00	3,60E+00	7,37E-02	3,26E-01	1,66E-01	5,04E-02	1,29E+00	-1,63E-01
GWPIOBC	kg CO ₂ -eq	4,78E+00	3,89E-01	6,27E-01	2,44E-01	0,00E+00	3,19E+01	1,04E-02	0,00E+00	0,00E+00	-1,44E-02

GWP Global warming potential; ODP Depletion potential of the stratospheric ozone layer; POCP Formation potential of tropospheric photochemical oxidants; AP Acidification potential of land and water; EP Eutrophication potential; ADPM Abiotic depletion potential for non fossil resources; ADPE Abiotic depletion potential for fossil resources; GWP-I/OBC/GHG Global warming potential calculated according to the principle of instantaneous oxidation (except emissions and uptake of biogenic carbon)

Bibliography

ISO 14025:2010 Environmental labels and declarations - Type III environmental declarations - Principles and procedures.

ISO 14044:2006 Environmental management - Life cycle assessment - Requirements and guidelines.

EN 15804:2012+A2:2019 Environmental product declaration - Core rules for the product category of construction products.






ISO 21930:2017 Sustainability in buildings and civil engineering works - Core rules for environmental product declarations of construction products.

ecoinvent v3, Allocation, cut-off by classification, Swiss Centre of Life Cycle Inventories.

Iversen et al., (2021) eEPD v2021.09 Background information for EPD generator tool system verification, LCA.no Report number: 07.21

Vold, M. et al (2022): EPD generator for NPCR 012, Additional products, EPS and XPS, Background information for EPD generator application NPCR Part A: Construction products and services. Ver. 2.0. April 2021, EPD-Norge.

NPCR 012 Part B for Thermal insulation products, version 2, 31.03.2022, 2022., EPD Norway.

 epd-norway <small>Global Program Operator</small>	Program operator and publisher The Norwegian EPD Foundation Post Box 5250 Majorstuen, 0303 Oslo, Norway	Phone: +47 23 08 80 00 e-mail: post@epd-norge.no web: www.epd-norge.no
	Owner of the declaration: Bewi Insulation Scandinavia Sørkilen 3, 1621 GRESSVIK, Fredrikstad i VIKEN	Phone: +47 95 07 67 42 e-mail: svein.tore.larsen@jackon.no web: www.jackon.no
	Author of the Life Cycle Assessment LCA.no AS Dokka 6B, 1671	Phone: +47 916 50 916 e-mail: post@lca.no web: www.lca.no
	Developer of EPD generator LCA.no AS Dokka 6B,1671 Kråkerøy	Phone: +47 916 50 916 e-mail: post@lca.no web: www.lca.no
	ECO Platform ECO Portal	web: www.eco-platform.org web: ECO Portal